


Form Talysurf® LASER



High range, high resolution system for
surface finish, form and contour measurement

Form Talysurf® LASER

The New Form Talysurf® LASER Results you can trust

High range, high resolution system for surface finish, form and contour measurement

The Form Talysurf® LASER is a great new addition to Taylor Hobson's surface profiler product range.

The LASER gauge provides the ability to measure included angle, surface finish and contour in a normal and inverted direction with the same speed and accuracy.

Through this development, Taylor Hobson has addressed challenges faced day-to-day by bearings, injectors and precision component manufacturers.

Buy with confidence

When you purchase from Taylor Hobson, you are investing in the most accurate, stable and repeatable measurement system on the market.

The Form Talysurf® LASER delivers class-leading:

- Angle
- Radius
- Form



Unique benefits for both design and production

One measurement, multiple results, instant feedback

Surface finish - High resolution gauges with low noise enable roughness, waviness and form in one measurement.

Step Height - Evaluate step heights with higher resolution gauge ranges to ISO standards and more.

Contour - Our patented calibration technique enables measurement of radii, angle, height, length, distance...

Topography* - Using an optional motorized Y-stage and Metrology 4.0 software, transform your conventional 2D measurements into 3D.

Powerful metrology instruments

Unparalleled measurement capability

Taylor Hobson designs, manufactures, and supports a broad array of high-precision contact and non-contact products for many challenging measurement applications.

These instruments measure surface texture, shape and roundness, dimensions that are critical in many industries including, automotive, aerospace, gears, bearings, medical and optics.

Taylor Hobson's class-leading product ranges include:

- Form Talysurf® i-Series PRO
- Form Talysurf® PGI NOVUS
- Talyrond®
- Surtronic®
- LUPHOScan
- TALYScan

In so many ways, it's a first

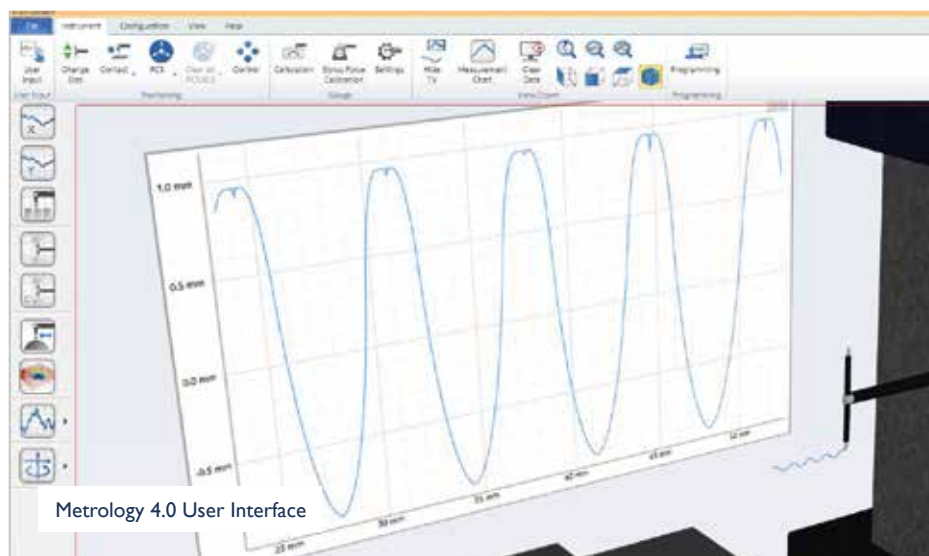
Advanced metrology, made simple



SMART Move in action



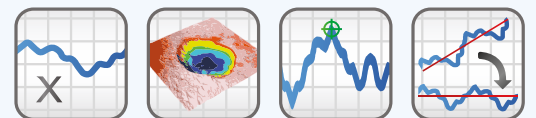
Universal fixturing



Metrology 4.0 User Interface



Programmable, automated measurements



Metrology 4.0 - Smart Software

Cutting-edge technology

The advancement in metrology software design that the market has been waiting for...

Taylor Hobson's new advanced software enables dimensioning in accordance with part drawings and provides an exact reflection of the Part Co-ordinate System (PCS) delivering the final link in the manufacturing loop.

Metrology 4.0 software is easy to use with an intuitive user-interface, virtual display and real time control. The state-of-the-art point and move axis control function (SMART Move) delivers precise positioning and accurate measurement.

Operator benefits



Virtual display - simulation of the measurement process with 'at-a-glance' status, on-screen indicators, real-time feedback and remote system control.



SMART Move - intuitive operation for moving and measuring. Once a part has been set-up, the user can then zoom to a detail that the eye cannot see and program around the virtual part.



Variable programming* - enables users to automate measurements of a multitude of part sizes without the need for a multitude of programs.

* Optional.

SMART Manufacturing

The future of modern manufacturing Forward thinking

Taylor Hobson has developed the Q-Link interface* to support automation, data exchange and process control in manufacturing environments.

The Q-DAS accredited production interface is designed for shop floor environments and provides direct communication with SPC software, which delivers feedback to your manufacturing process.

This form of monitoring is used widely in automotive and aerospace component manufacturing, where data and strict standard operating procedure control is mandatory.

User benefits



Programs reduce operator mistakes



Programmed measurement routines reduce cycle times and increase throughput.



Display traceable pass/fail results and automatic summary reports



Historic traceability is made possible via data exchange and part tracking




Control can be managed by barcode scanners or tracking/auditing system



Statistics such as automatic R&R studies



Tolerancing - Visually identifies the parameter and tolerance band



Remotely monitor results in Metrology 4.0 production interface

“

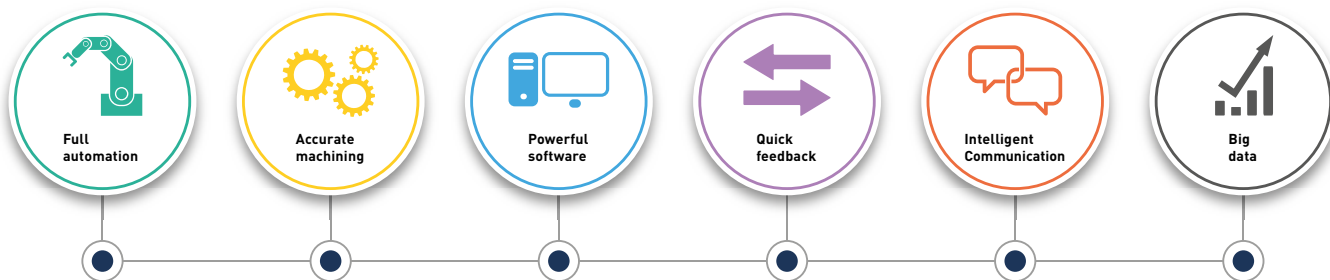
Metrology 4.0 customers are praising the software for its functionality and ease of use

”

“

Metrology 4.0 is a quantum leap in measurement and analysis software

”



Industry 4.0 in action

All of the critical components for the Form Talysurf® LASER are manufactured in-house at our UK facility, with unique serial numbers for worldwide traceability.

Taylor Hobson has invested in the latest machining techniques to deliver measurement integrity through manufacturing excellence.



"Our strong investment meets the demands of high technology manufacturing"

Tim Garner, Operations Director.
– Taylor Hobson Ltd.

Taylor Hobson's latest investment includes the Mazak Integrex i-200S with 10 axis, twin spindle, in cycle probing, tool break detection, unmanned running, temperature control, zero set up times, auto re-loading, high accuracy glass scales and 110 tool capacity.

Form Talysurf® LASER

Designed to meet your measurement needs **Performance in all environments**


Complete trust in
your measurements
and results

Fundamental to any metrology system is the integrity and reproducibility of the results it delivers.

The foundation of accurate measurements is the system's noise floor capability. Taylor Hobson take great pride in boasting the worlds best noise floor.

Our product design is underpinned by decades of measurement experience, ultra-precision manufacturing expertise and FEA optimised design.

These attributes provide low noise and near flawless mechanical execution of the measuring axes.



Class-leading range with the LASER gauge

The Form Talysurf® LASER delivers 10 mm gauge range with a standard 100 mm stylus.

The LASER gauge has been designed to provide the user with greater measurement flexibility. Small, medium and large complex parts can be measured on a single system.

Buy with confidence and future-proof your investment. Using a 200 mm stylus provides an class-leading 20 mm gauge range with full surface finish capability.

Verification of system measurement accuracy

Taylor Hobson is the only company that can prove radius accuracy and form capability over the **full** gauge range.

This is to certify the integrity and reproducibility of the results the system produces.

Other manufacturers quote less radius accuracy and form capability over a significantly reduced gauge range, indicating less confidence in their measurement results.

Angle capability with reverse bias gauge

The dual bias Laser gauge is capable of measuring surfaces with the same degree of accuracy whether the gauge is inverted or not inverted.

The above attributes coupled with the instrument's ability to measure internal or external angle make the Form Talysurf® LASER a truly versatile system.

Gauge Range

10

Fully calibrated - 10 mm
Resolution - 1.6 nm

Noise



Rz
< 30 nm

Bias



Bias options
Dual or single

Software



Powered by
Metrology 4.0

Easy access into bores with 200 mm stylus

Surface, waviness and primary analysis

Discontinuous measurement*

Reverse bias measurement

Automated force control to ISO standards

The LASER gauge maintains an ISO recommended tip pressure of <75 mgf while using a 200 mm stylus with 2 µm diamond tip.

- Force control is automated and maintained throughout the measurement cycle
- For softer materials, the stylus force can be adjusted to as low as 30 mgf
- Automated force control adheres to ISO standard 3274

Automatic lift-lower

The precise lift-lower function minimises gauge movement and reduces the measurement time while also providing safe and automatic clearance of the part.

Coupled with closed loop feedback, the lift-lower excels during many different modes of measurement:

- Batch
- Discontinuous* (interrupted features)
- Internal/external bearing
- Small bore

Class-leading resolution

Large range coupled with a high resolution gives flexibility in measuring large scale profiles while also ensuring small surface details are not lost.

Gauge protection system*

Protect your investment from accidental damage and reduce down time by utilising the built-in rapid collision detection system.

The system stops movement in any direction under automatic or manual mode to prevent collision.

* Optional.



In so many ways, it's a first **Advanced metrology, made simple**

Designed with the operator in mind

Powerful, intuitive and easy-to-use.

The user interface provides at a glance monitoring of the measurement process.

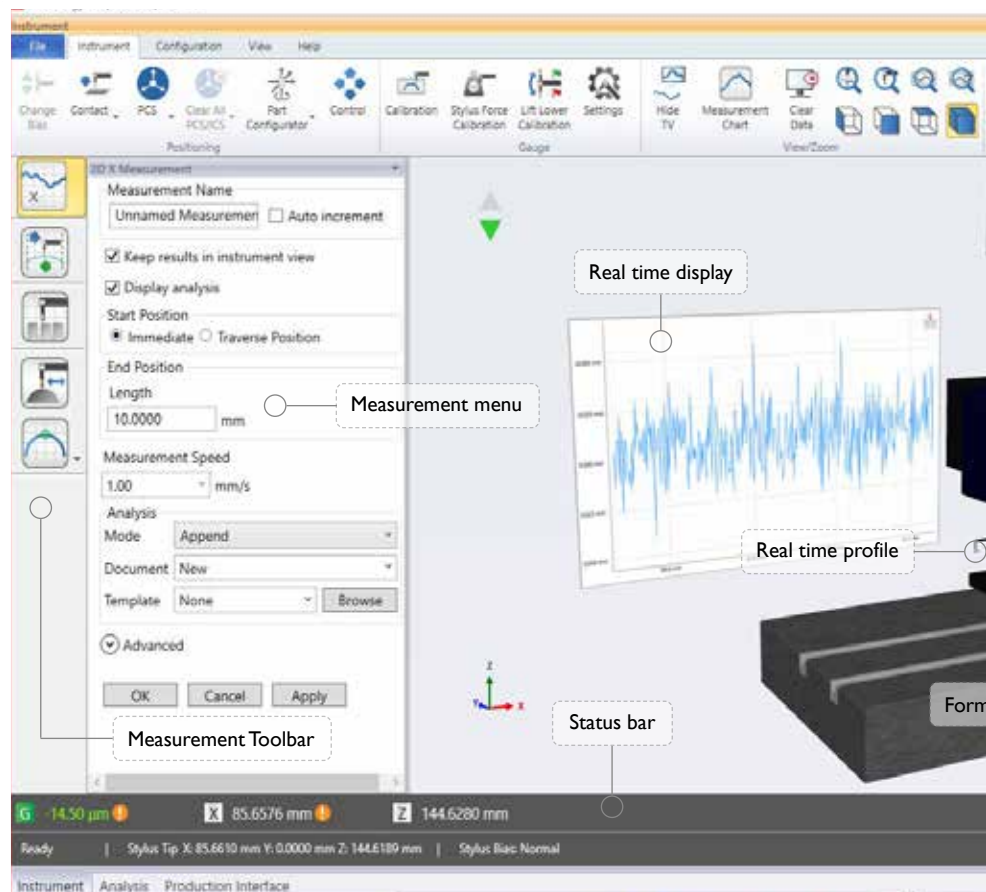
Real time simulation and true part co-ordinates enable monitoring and control to a level unprecedented in the industry.



Real time display

The TV view allows the user to track the measurement in real time through the on-screen profile.

This is most beneficial if any dirt, marks or obscurities are seen, as the measurement can be stopped at any point, without any loss of data.



Part Co-ordinate System (PCS)

Metrology 4.0 has two co-ordinate systems; instrument and part.

The part co-ordinate system allows the user to control measurement and movement around any component according to the part drawing.

The on-screen view provides an exact simulation of the real instrument, allowing remote monitoring and at a glance confidence in the measurement process.



Macros

A new software feature that enables the user to define icon-based functions.

These functions can be set to run custom measurement programs, media messages, instructions, warnings, calibration routines, and much more.

The user has instant and configurable access to all macro functions directly from the instrument control ribbon.



Calibration

One hit patented calibration routines provide accurate and precise measurements in both single and dual bias mode.

These routines are fast and do not require operator intervention ensuring maximum performance.



Media messages

Include text, images and videos as operator prompts during programs.



Icon-driven interface



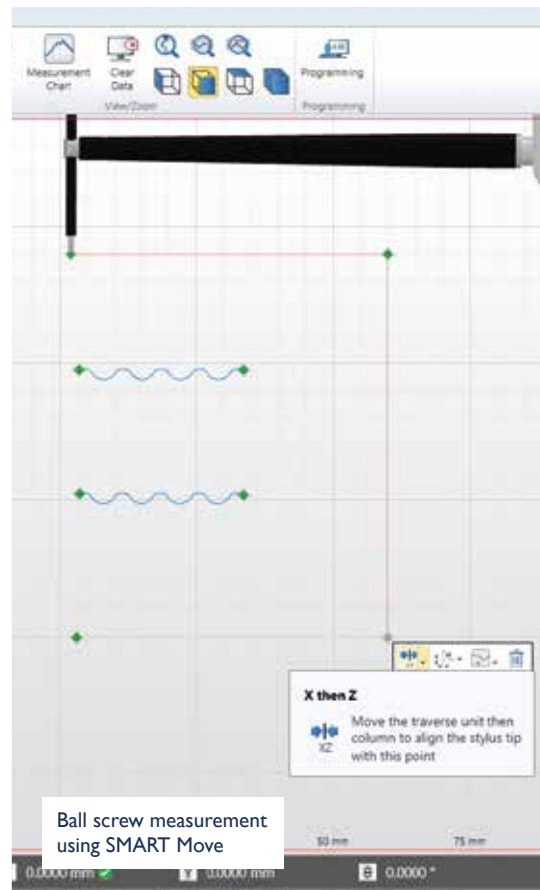
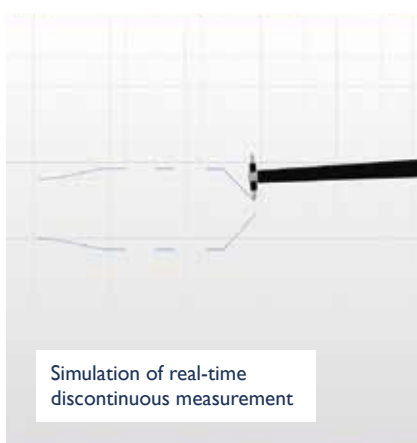
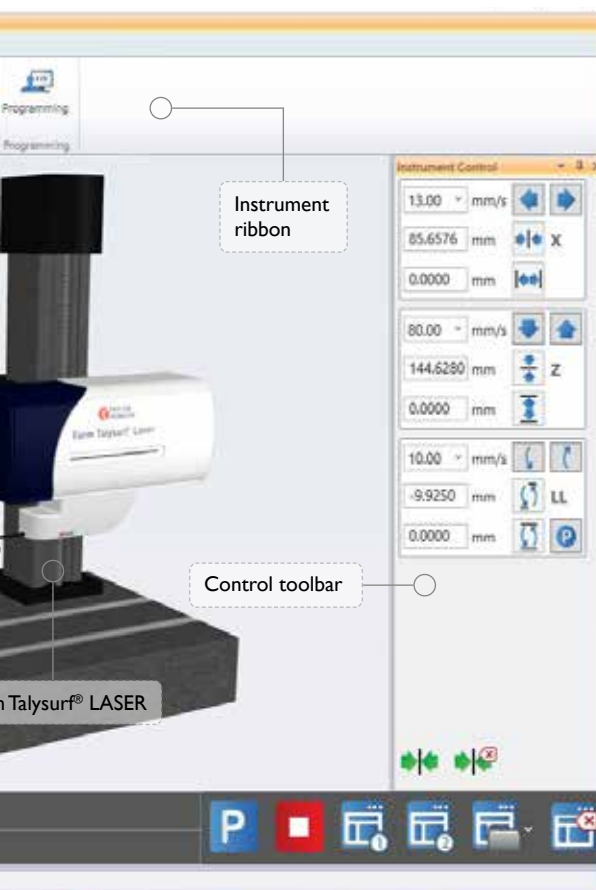
Metrology 4.0 enables simulation of the measurement process with 'at-a-glance' status, on-screen indicators, real-time feedback and remote system control.



A range of different measurement modes are available via intuitive icons on the measurement tool bar. Tool tips give a detailed overview of the measurement.

Metrology 4.0 advanced measurement types

- Discontinuous measurement*
- Crest measurement
- Crest analysis - LS Arc, highest point, lowest point
- Alignment routines - Cylinder alignment, axial alignment and auto levelling



Programming

A range of different modes that offer basic elements such as recordable part programming and an advanced toolbox of programmable features including variables*.

The use of variables reduces the time it takes to create and maintain multiple part programs. This function allows one program to be created for a set of parts of differing sizes.



User Levels

Tailor your instrument to suit the operator, from basic production mode to advanced administration use.

The password protected modes provide complete control of a user's access, resulting in a tamper-proof software interface for use in the most secure environments.



SMART Move

A clever tool that allows the user to create points around a part for movement and measurement.

- Simply click on the screen to create a point.
- The instrument will then move the stylus tip to that point
- The instrument moves using either the traverse, column, Y-stage or a combination of these axes.
- Pre-flight path, allowing the user to predict and control the axes of movement to avoid any obstructions
- Measurements are made between pre-defined points or from points fed back from the analysis process
- Improved accuracy and repeatability can be achieved via the unique feedback process
- A perfect tool for offline programming

* Optional.



In so many ways, it's a first

Advanced metrology, made simple

Dedicated software analysis packages

One software platform does all

Metrology 4.0 includes desktop publishing, automated feedback, roughness, contour, and 3D analysis.

Critical analysis types

Surface finish

- Roughness, waviness and primary
- Form error and radius
- Rk parameter set
- R & W parameter set
- Dominant wavelength
- Slope analysis
- Step height
- Departure from true form (DFTF)
- Localised slope (LSLP)

Topography*

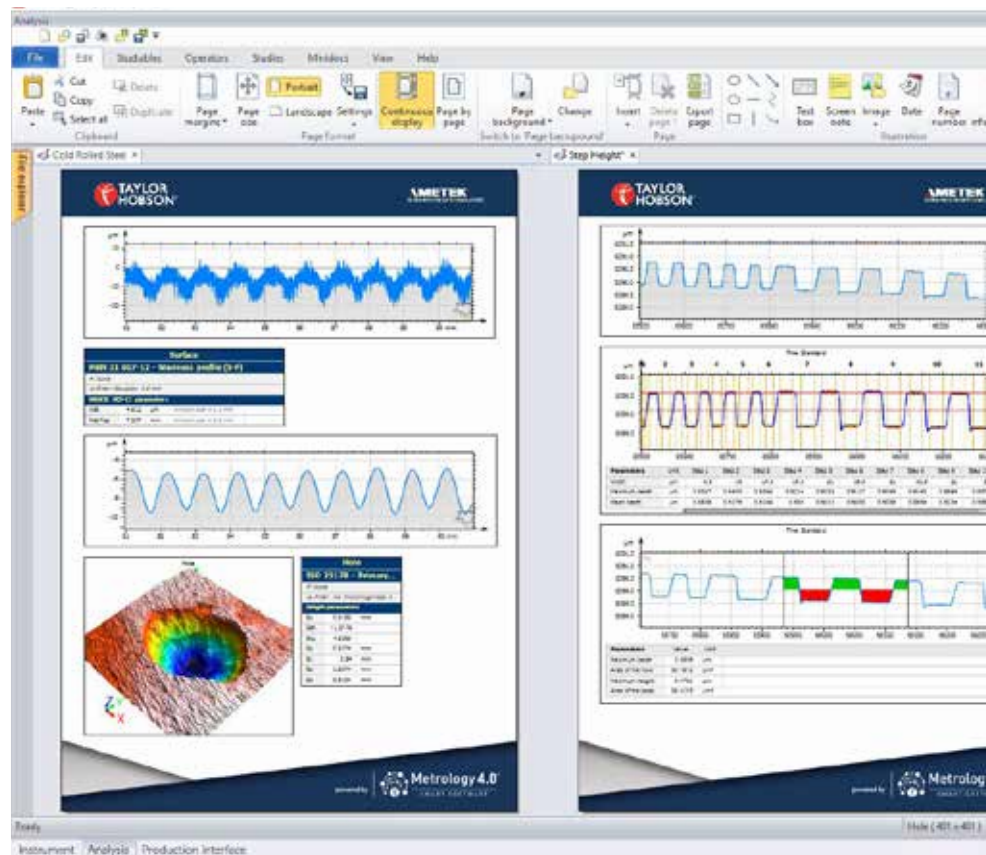
- 3D mapping
- Structured surfaces

Contour*

- Gothic arch
- Roller profile and drops
- Angle
- Wall / Disc thickness
- Distance measurement
- DXF fitting

Critical analysis functions

- Morphological filtering
- Dual Profile
- Data fusion
- Helix angle correction
- Profile patching



Contour analysis*

An essential tool for geometric dimensioning, tolerancing of profiles and full form deviation analysis.

Save time and increase productivity with automation features within Contour analysis.

Topography analysis*

Transform your 2D measurement in to a powerful 3D analysis to view surface and defects in greater detail using Metrology 4.0 analysis 3D software and a motorised Y-stage.

DXF creator*

A utility that allows creation of DXF data, enabling comparison of design profile to part profile.

- Logarithmic equation
- Free form equations
- Tolerance zones

Data fusion*

Where components profiles are demanding in angle and form, complete analysis can be made by fitting several measured profiles together into one profile using the patented data fusion process.



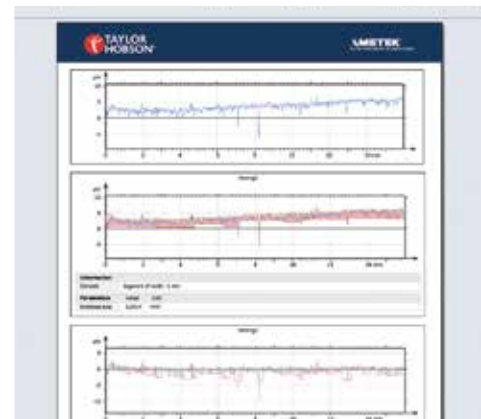
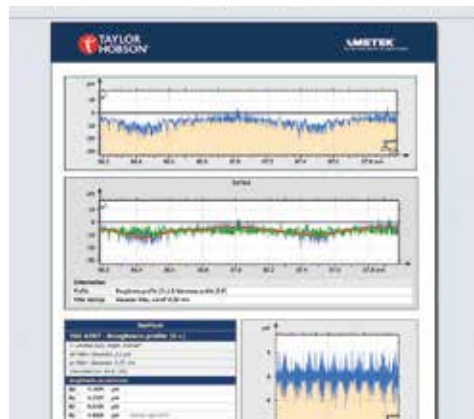
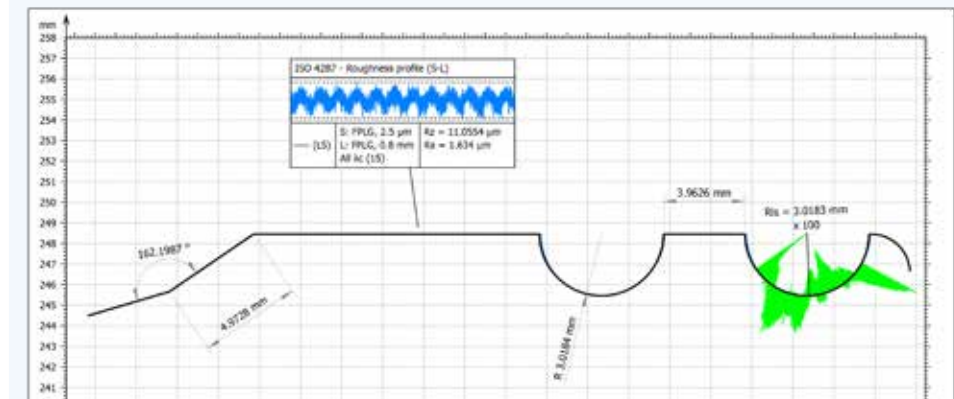
Desktop publishing

The software allows users to create templates and use them in the analysis process, which vastly simplifies the measurement process.

The desktop publishing features are powerful and simple to use allowing customisation of result layouts and ensuring a more professional and personalised look to your brand.

Benefits

- Generate interactive reports
- Compose multi-page documents
- Multiple documents can be displayed on screen, which enables visual comparison of multiple results at once
- Build a professional report in a matter of minutes



Feedback measurement control

Repeatability and reproducibility are key to any production process. Metrology 4.0 closes the loop between measurement and analysis by feeding positional information back to the movement or measurement process in order to improve process control.

Movement or measurement can react or be controlled via defined features on a part such as intersections.

Feedback process

- Measure profile
- Create datum points for critical features
- Add datum points to instrument view
- SMART Move to start position
- Measure between specified points
- Apply template to the analysis



Customised analysis*

Our strategy for success is simple, instead of just selling products, we provide solutions. If our standard software analysis packages do not satisfy your needs, we can customise a solution to match your requirement as an advanced module.

Alternatively Metrology 4.0 has built-in access to execute MATLAB™ files. This enables the user to writing their own scripts and execute them by loading an 'm' file.

Design and program your own...

- Custom filters
- Custom analyses
- Custom parameters

Traceability



0026

2624

Full traceability to international standards

Critical results, trust Taylor Hobson



Traceability

Taylor Hobson provides full certification for artefacts and instruments in our purpose built ISO graded clean room UKAS facility.

Our UKAS laboratory is able to measure all of the parameters associated with surface texture, including French, German, USA and Japanese derivatives.

Arcuate correction

The Form Talysurf® systems use a patented ball calibration routine to ensure that both dimensional measurement capability and gauge linearity are dealt with in a single, automated operation.

This fast and simple process uses high-precision spherical calibration artefacts that have been produced to exacting standards and then calibrated for radius and form traceable to international standards.



Datum straightness

To ensure the traverse unit conforms to specifications Taylor Hobson can supply Zerodur straightness standards.

These standards provide certainty in the traverse direction and are combined with special software routines to enhance the measuring axis for correct geometrical form.

Surface finish

Taylor Hobson can provide glass or metal roughness standards calibrated to an uncertainty of $\pm(2\% + 4 \text{ nm})$ providing measurement confidence and compliance for peak parameters with respect to ISO standards.

Spacing standards are also available to an uncertainty of $\pm 0.6 \mu\text{m}$.

Step height

To ensure the correct gain setting of your instrument, high precision step height standards are available; calibrated with uncertainties down to $\pm 4 \text{ nm}$.

Grating correction

All our traverse units are tested and enhanced using interferometric techniques ensuring accurate dimensional and surface texture measurement in the x direction.

For further information please visit our website or contact our worldwide Centre of Excellence.

T: +44 (0)116 276 3779
E: taylor-hobson.cofe@ametec.com
W: www.taylor-hobson.com

Designed to meet your individual requirements

Performance in all environments

Configurations

The unique options support high accuracy measurements in all environments from shop floor to laboratory.

1. Form Talysurf® LASER, environmental chamber, surround with shelf and display monitors at the front.
2. Form Talysurf® LASER, surround with shelf and display monitors at the back.
3. Form Talysurf® LASER, surround and display monitor on a separate desk.

Further versions

- Active AV mounts, environmental chamber, surround with shelf and display monitors at the front.
- Standard steel frame with display monitors on separate desk.



Form Talysurf® PGI NOVUS

More advanced measurement and analysis required, The Form Talysurf® PGI NOVUS is a great solution.

Introducing, the most advanced system for surface finish, contour, 3D and diameter measurement

At the heart of the new Form Talysurf® PGI NOVUS is a ground-breaking dual bias gauge.

The NOVUS gauge provides the ability to measure diameter, included angle, surface finish in a normal and inverted direction with the same speed and accuracy.

Through this development, Taylor Hobson has addressed challenges faced day-to-day by bearings, injectors and precision component manufacturers.

Buy with confidence

When you purchase from Taylor Hobson, you are investing in the most accurate, stable and repeatable measurement system on the market.

The Form Talysurf® PGI NOVUS delivers class-leading:

- Angle
- Radius
- Range
- Diameter
- Form
- Resolution



World-leading range with the PGI NOVUS gauge

The Form Talysurf® PGI NOVUS delivers 20 mm gauge range with a standard 100 mm stylus.

The PGI NOVUS gauge has been designed to provide the user with greater measurement flexibility. Small, medium and large complex parts can be measured on a single system.

Buy with confidence and future-proof your investment. Using a 200 mm stylus provides an industry-leading 40 mm gauge range with full surface finish capability.

Verification of system measurement accuracy

Taylor Hobson is the only company that can prove radius accuracy and form capability over the **full** gauge range.

This is to certify the integrity and reproducibility of the results the system produces.

Other manufacturers quote less radius accuracy and form capability over a significantly reduced gauge range, indicating less confidence in their measurement results.

Diameter & angle capability with reverse bias gauge

The dual bias NOVUS gauge combined with the new high precision column delivers unparalleled diameter measurements to sub-micron accuracies. This capability is critical to manufacturers of components such as bearings, injectors and ball screws.

The above attributes coupled with the instrument's ability to measure internal or external angle make the Form Talysurf® PGI NOVUS a truly versatile system.

Gauge Range

20 15 10

Gauge range, up to
20 mm

Resolution

S E C

Resolution, down to
0.2 nm

Bias



Bias options
Dual or single

Software



Powered by
Metrology 4.0



Internal raceway diameter, form and roughness



Reverse bias for PCD analysis along with gothic form and dimensions



Unparalleled diameter measurements to sub-micron accuracies



Easy access to gear teeth using dual tipped small bore stylus

Automated force control to ISO standards

The PGI NOVUS gauge maintains an ISO recommended tip pressure of <75 mgf while using a 200 mm stylus with 2 µm diamond tip.

- Force control is automated and maintained throughout the measurement cycle.
- For softer materials, the stylus force can be adjusted to as low as 30 mgf.
- Automated force control adheres to ISO standard 3274.

Automatic lift-lower

The precise lift-lower function minimises gauge movement and reduces the measurement time while also providing safe and automatic clearance of the part.

Coupled with closed loop feedback, the lift-lower excels during many different modes of measurement:

- Batch.
- Discontinuous (interrupted features).
- Diameter.
- Internal/external bearing.
- Small bore.

World-leading resolution

Large range coupled with a high resolution gives flexibility in measuring large scale profiles while also ensuring small surface details are not lost.

Gauge protection system

Protect your investment from accidental damage and reduce down time by utilising the built-in rapid collision detection system.

The system stops movement in any direction under automatic or manual mode to prevent collision.

The Metrology Experts

Established in 1886, Taylor Hobson is the world leader in surface and form metrology and developed the first roundness and surface finish measuring instruments.

www.taylor-hobson.com

Sales department

Email: taylor-hobson.sales@ametek.com

Tel: +44 (0) 116 276 3771

- **Design engineering** – special purpose, dedicated metrology systems for demanding applications.
- **Precision manufacturing** – contract machining services for high precision applications and industries.

Centre of Excellence department

Email: taylor-hobson.cofe@ametek.com

Tel: +44 (0) 116 276 3779

- **Inspection services** – measurement of your production parts by skilled technicians using industry leading instruments in accord with ISO standards.
- **Metrology training** – practical, hands-on training courses for roundness and surface finish conducted by experienced metrologists.
- **Operator training** – on-site instruction will lead to greater proficiency and higher productivity.
- **UKAS calibration and testing** – certification for artifacts or instruments in our laboratory or at customer's site.

Service department

Email: taylor-hobson.service@ametek.com

Tel: +44 (0) 116 246 2900

- **Preventative maintenance** – protect your metrology investment with an AMECare support agreement.



© Taylor Hobson Ltd. 2020



Taylor Hobson UK

(Global Headquarters)

PO Box 36, 2 New Star Road
Leicester,
LE4 9JQ,
England

Tel: +44 (0)116 276 3771
taylor-hobson.sales@ametek.com



Taylor Hobson France

Rond Point de l'Epine Champs
Batiment D, 78990 Elancourt, France
Tel: +33 130 68 89 30
taylor-hobson.france@ametek.com



Taylor Hobson Germany

Rudolf-Diesel-Straße 16,
D-64331 Weiterstadt, Germany
Tel: +49 6150 543 0
taylor-hobson.germany@ametek.com



Taylor Hobson Italy

Via Della Liberazione 24, 20068, Peschiera
Borromeo, Zeloferamagno, Milan, Italy
Tel: +39 02 946 93401
taylor-hobson.italy@ametek.com



Taylor Hobson India

Divyasree NR Enclave, 4th Floor, Block A,
Plot No. 1, EPIP Industrial Area, Whitefield,
Bengaluru - 560066, India
Tel: +91 80 6782 3346
taylor-hobson.india@ametek.com



Taylor Hobson China

taylor-hobson-china.sales@ametek.com

Shanghai Office

Part A1, A4, 2nd Floor; Building No. 1, No. 526
Fute 3rd Road East, Pilot Free Trade Zone,
Shanghai, 200131, China
Tel: +86 21 5868 5111-110

Beijing Office

Western Section, 2nd Floor; Jing Dong Fang
Building (B10), No. 10, Jiu Xian Qiao Road,
Chaoyang District, Beijing, 100015, China
Tel: +86 10 8526 2111

Chengdu Office

No. 9-10, 10th floor; 9/F, High-tech Incubation
Park, No. 160, Jinyue West Road, Chengdu
610041, China
Tel: +86 28 8675 8111

Guangzhou Office

Room 810 Dongbao Plaza, No.767 East
Dongfeng Road, Guangzhou, 510600, China
Tel: +86 20 8363 4768



Taylor Hobson Japan

3F Shiba NBF Tower; 1-1-30, Shiba Daimon
Minato-ku, Tokyo 105-0012, Japan
Tel: +81 34400 2400
taylor-hobson.japan@ametek.com



Taylor Hobson Korea

#309, 3rd FL, Gyeonggi R&DB Center; 105,
Gwanggyo-ro, Yeongtong-gu, Suwon-si,
Gyeonggi-do, Korea, 16229
Tel: +82 31 888 5255
taylor-hobson.korea@ametek.com



Taylor Hobson Singapore

AMETEK Singapore, 10 Ang Mo Kio Street 65,
No. 05-12 Techpoint, Singapore 569059
Tel: +65 6484 2388 Ext 120
taylor-hobson.singapore@ametek.com



Taylor Hobson Thailand

89/45, Moo 15, Enterprise Park, Bangna-Trad
Road, Tambol Bangkaew, Amphur Bangplee,
Samutprakarn Province 10540, Thailand
Tel: +66 2 0127500 Ext 505
taylor-hobson.thailand@ametek.com



Taylor Hobson Taiwan

10F-5, No.120, Sec. 2, Gongdao Wu Rd.,
Hsinchu City 30072, Taiwan
Tel: +886 3 575 0099 Ext 301
taylor-hobson.taiwan@ametek.com



Taylor Hobson Mexico

Acceso III No. 16 Nave 3 Parque Ind. Benito
Juarez Queretaro, Qro. Mexico C.P. 76120
Tel: +52 442 426 4480
taylor-hobson.mexico@ametek.com



Taylor Hobson USA

27755 Diehl Road, Suite 300, Warrenville,
IL 60555, USA
Tel: +1 630 621 3099
taylor-hobson.usa@ametek.com



1100 Cassatt Road, Berwyn, PA 19312, USA
Email: info.corp@ametek.com
Web: www.ametek.com